

Section One: Recital (60 marks)

Select three pieces from the following list (20 marks each)

As an alternative to the pieces below, candidates may perform up to 3 free choice pieces.

For guidance on selecting and approving free choice pieces please [click here](#)

Composer/Artist	Title	Book/Cat. Ref	Publisher/ Buy Here
Benj Pasek	So Big So Small (Dear Evan Hansen)	Vocal Selections	Hal Leonard
Sondheim	No One Is Alone	The Sondheim Collection	Hal Leonard
George Stiles and Anthony Drewe	Different	Vocal Selections	Faber
Benny Anderson and Bjorn Ulvaeus	Slipping Through My Fingers	Vocal Selections	Wise
Reger	Maria Wiegenlied	Tomplay	tomplay.com
Fauré	Lydia	Tomplay	tomplay.com
Kander and Ebb	All That Jazz	Tomplay	tomplay.com
Franck	Panis Angelicus	Tomplay	tomplay.com
Vaughan Williams	Linden Lea	Tomplay	tomplay.com
Grieg	Jeg Elsker Dig	Tomplay	tomplay.com
T. Morley	It Was A Lover and His Lass	Tomplay	tomplay.com
Peel	The Early Morning	Tomplay	tomplay.com
Handel	Dove Sei	Tomplay	tomplay.com
Handel	Where'er You Walk	Tomplay	tomplay.com
Arne	Where the Bee Sucks	Tomplay	tomplay.com
Scarlatti	Gia il Sole de Gange	Tomplay	tomplay.com
Adele	Set Fire to the Rain	Adele 21 Songbook	Hal Leonard
Lerner and Loewe	On the Street Where You Live (My Fair Lady)	The Teen's Musical Theatre Collection: Young Men's Edition	Hal Leonard
Gilbert and Sullivan	The Policeman's Song (The Pirates of Penzance)	The Teen's Musical Theatre Collection: Young Men's Edition	Hal Leonard

Tomplay pieces often include accompaniments and can be purchased individually using the link next to each piece or via a discounted subscription for MTB teachers/learners. To learn more about Tomplay and the subscription [click here](#).

MTB Grade 5 Singing

Composer/Artist	Title	Book/Cat. Ref	Publisher/ Buy Here
Diane Warren	I Don't Want to Miss a Thing (Aerosmith)	Published Separately	sheetmusic.com
Brahms	Vergebliches Standchen	The Language of Song: Intermediate	Faber
Reger	Maria Wiegenlied	The Language of Song: Intermediate	Faber
Boublil and Schonberg	I Dreamed a Dream (Les Misérables)	The Boublil-Schonberg Collection	Wise Publications
Stephen Sondheim	Send in the Clowns	All Sondheim, Vol 1	IMP
attr Pergolesi	Nina	The Language of Song: Elementary	Faber
Faure	Lydia	The Language of Song: Elementary (High voice) or available separately	Faber
Mozart	L'ho Perduta me meschina (Le nozze di Figaro)	Vocal Score	Schirmer
Kander and Ebb	And all that Jazz (Chicago)	Published Separately	musicnotes.com
Randy Newman	When She Loved Me (Toy Story)	The Illustrated Treasury of Disney Songs	Williamson/Music Sales
Wilder and Zippel	Reflection (Mulan)	The Illustrated Treasury of Disney Songs	Williamson/Music Sales
Lloyd Webber	Close Every Door to Me	The Teen's Musical Theatre Collection: Young Men's Edition	Hal Leonard
Jacobs and Casey	There are Worse Things I could do (Grease)	The Teen's Musical Theatre Collection: Young Women's Edition	Hal Leonard
Rodgers and Hammerstein	Stepsister's Lament (Cinderella)	The Teen's Musical Theatre Collection: Young Women's Edition	Hal Leonard
Bock and Harnick	Miracle of Miracles (Fiddler on the Roof)	Vocal Selections	Wise Publications
Franck	Panis Angelicus	Published Separately	Schirmer
Quilter	June	Published Separately	Boosey & Hawkes
Elgar	In Haven	Voice and piano	Boosey & Hawkes
Lerner and Loewe	I Could have Danced All Night (My Fair Lady)	The Best of Singing Grades 4-5	Faber
Marsh	Windy Weather	The Best of Singing Grades 4-5	Faber
Purcell	Fairest Isle (King Arthur)	The Best of Singing Grades 4-5	Faber

Section Two: Technical (25 marks)

Prepare both parts below

Technical

Part 1

Perform the Vaccai lesson using one of the links below or any suitable edition:

Lesson III– Skips of 6ths & Lesson VI – Syncopations. Sing to any vowel with or without a consonant as selected by the teacher (e.g. Ah – Ee – Oo – Nah – Mee - Doo....) Observing the slurs.

[Tomplay iii](#) / [Tomplay Vi](#) Or :

[Page 6 for lesson 3 in low voice](#) / [Page 9 for lesson 6 in low voice](#)

[Page 7 for lesson 3 in medium voice](#) / [Page 10 for lesson 6 in medium voice](#)

[Page 8 for lesson 3 in high voice](#) / [Page 11 for lesson 6 in high voice](#)

PLUS

Part 2

Perform the singing skills from the sheet (Recordings available)

[Bass Clef Page 4](#) / [Treble Clef Page 5](#)

Section Three: Musicianship (15 marks)

Prepare both parts below

Musicianship

Reading Skills:

Perform the rhythm exercises for this grade

[Page 13](#)

PLUS

Listening Skills:

Sing the prepared aural tests for this grade

[Page 12](#)

Singing Skills (Bass Clef)

Section A

I will give you the starting note for each of the following 4 exercises.
Sing back the 8 notes to any syllable in your own time. (Sound starting note)

Exercise 1




Exercise 2



Exercise 3



Exercise 4



Section B

I will play a piano accompaniment and you will sing the following 3 exercises to any suitable vowel.
Before each, you will hear a bar of metronome and a bar of count.
Your starting note is '...' (Sound note and begin count)


Exercise 1



Exercise 2




Accompaniment for Ex. 1-2



Exercise 3



Accompaniment for Exercise 3



Singing Skills (Treble Clef)

Section A

I will give you the starting note for each of the following 4 exercises.
Sing back the 8 notes to any syllable in your own time. (Sound starting note)

Exercise 1



Exercise 2



Exercise 3



Exercise 4



Section B

I will play a piano accompaniment and you will sing the following 3 exercises to any suitable vowel.
Before each, you will hear a bar of metronome and a bar of count.
Your starting note is '...' (Sound note and begin count)

Exercise 1



Exercise 2



Accompaniment for Ex. 1-2



Exercise 3



Accompaniment for Exercise 3



Vaccai

(Low Voice)

[Click here to find the MTB
Vaccai accompaniment
recordings for low voice](#)

Lesson 3 - Sixths

Andantino.

Vaccai

Music score for Voice and Piano, Lesson 3 - Sixths, Andantino.

Voice: The vocal line is written in treble clef with a key signature of one flat (Bb) and a time signature of 6/8. It begins with a rest for 7 beats, followed by a melody starting on G4. The dynamics are marked *mp* (mezzo-piano) at the beginning and *mf* (mezzo-forte) at measure 9. The piece concludes with a final rest for 7 beats.

Piano: The piano accompaniment is written in treble and bass staves. It features a steady eighth-note accompaniment in the bass and chords in the treble. The dynamics are marked *mp* (mezzo-piano) at the beginning and *mf* (mezzo-forte) at measure 9. The piece concludes with a final chord.

Measure numbers 5, 9, and 13 are indicated at the start of their respective systems.

Vaccai

(Medium Voice)

[Click here to find the MTB
Vaccai accompaniment
recordings for medium voice](#)

Lesson 3 - Sixths

Andantino.

Vaccai

Voice

Piano

mp

5

9

mf

mf

13

Vaccai

(High Voice)

[Click here to find the MTB
Vaccai accompaniment
recordings for high voice](#)

Lesson 3 - Sixths

Andantino.

Vaccai

Voice

Piano

5

9

13

Vaccai

(Low Voice)

[Click here to find the MTB
Vaccai accompaniment
recordings for low voice](#)

Lesson 6 - Syncopations

Moderato Vaccai

Voice

Piano

p

7

f

14

p *mf*

p *mf*

21

p

Vaccai

(Medium Voice)

[Click here to find the MTB
Vaccai accompaniment
recordings for medium voice](#)

Lesson 6 - Syncopations

Vaccai

Moderato

Voice

Piano

p

7

f

14

p *mf*

p *mf*

21

p

Vaccai

(High Voice)

[Click here to find the MTB
Vaccai accompaniment
recordings for high voice](#)

Lesson 6 - Syncopations

Vaccai

Moderato

Voice

Piano

p

7

f

14

p *mf*

p *mf*

21

p

Listening Skills

The candidate should practise all the exercises on this sheet with the accompanying Listening Skills recording as part of their preparation for the exam. The exam can be conducted either with the candidate responding to the recording or the teacher can deliver them using this sheet.

Only the teacher should have this sheet in front of them during the exam.

For each test, select either the treble or the bass clef exercises as appropriate to the range of the candidate's voice.

Test 1 - Singing back notes.

I shall play a 3 note chord, and then you will sing back the highest, middle, then lowest notes.

We shall do this for 4 different chords.

Treble Clef

1. 2. 3. 4.

Bass Clef

1. 2. 3. 4.

Test 2 - Intervals.

I will play a note and ask you to sing a specific interval above. We shall do this for 3 different intervals.

Treble Clef

1. Major 6th 2. Minor 6th 3. Minor 3rd

Bass Clef

1. Major 6th 2. Minor 6th 3. Minor 3rd

Test 3 - Singing back melodic phrases.

I shall play a melodic phrase **twice**, and then you shall sing it back. We shall do this for 3 different melodies.

Before each, I will indicate the pulse.

Treble Clef

1.

2.

3.

Bass Clef

1.

2.

3.

Reading Skills

Candidates should practise the six clapping exercises below as part of their preparation to take this grade.


For the exam itself, the candidate should perform all six exercises in the order below at the indicated tempi. The candidate part should be clapped and the lower part should be provided using either the MTB Reading Skills recording for this grade, which can be downloaded [here](#), or a metronome (not clapped).

♩ = 90

1

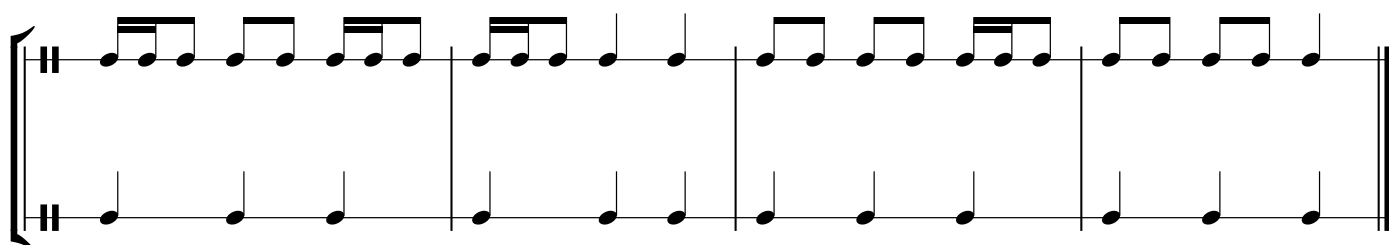
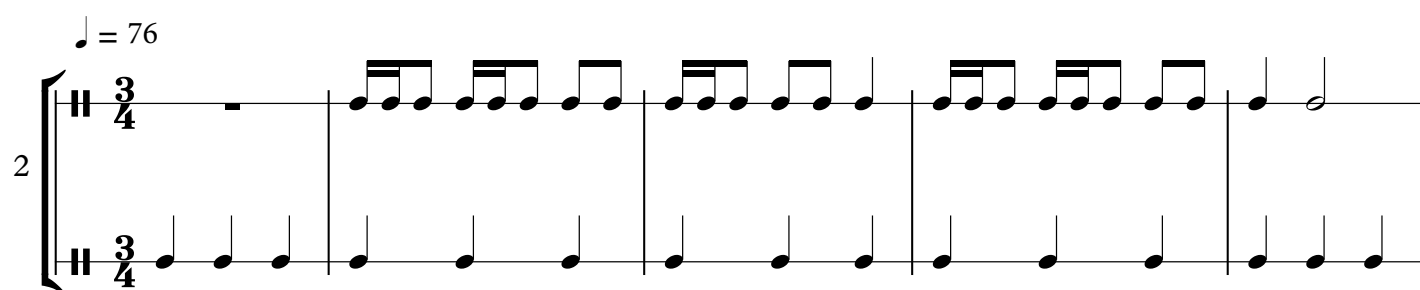
candidate

metronome




♩ = 76

2



♩ = 84

3



♩ = 66

4

Exercise 4: 3/4 time, tempo 66. The exercise consists of two systems of two staves each. The first system has a 4-measure phrase. The second system has a 4-measure phrase. The melody is in the upper staff, and the bass line is in the lower staff. The melody features eighth and sixteenth note patterns, while the bass line consists of quarter notes.

♩ = 70

5

Exercise 5: 2/4 time, tempo 70. The exercise consists of two systems of two staves each. The first system has a 4-measure phrase. The second system has a 4-measure phrase. The melody is in the upper staff, and the bass line is in the lower staff. The melody features eighth and sixteenth note patterns, while the bass line consists of quarter notes.

♩ = 60

6

Exercise 6: 4/4 time, tempo 60. The exercise consists of two systems of two staves each. The first system has a 4-measure phrase. The second system has a 4-measure phrase. The melody is in the upper staff, and the bass line is in the lower staff. The melody features eighth and sixteenth note patterns, while the bass line consists of quarter notes.