

Section One: Recital (60 marks)

Select three pieces from the following list (20 marks each)

As an alternative to the pieces below, candidates may perform up to 3 free choice pieces.
For guidance on selecting and approving free choice pieces please [click here](#)

Composer/Artist	Title	Book/Cat. Ref	Publisher/ Buy Here
Margery Hargest Jones	Dona Dona (American Folksong)	Tomplay or Songs of the Americas	tomplay.com Or Boosey & Hawkes
Margery Hargest Jones	La Cucaracha (American Folksong)	Tomplay or Songs of the Americas	tomplay.com or Boosey & Hawkes
Traditional	Miller of Dee (Folksong)	Tomplay or Sing Together	tomplay.com or OUP
Dunhill	Grandfather Clock	Tomplay or Published separately	tomplay.com or Cramer
Martin Shaw	Cuckoo	Tomplay or Shaw 7 Songs	tomplay.com or Stainer & Bell
Traditional	Aupres de ma Blonde (Folksong)	Tomplay or Sing Together	tomplay.com or OUP
Margery Hargest Jones	My Grandfather's Clock	Songs of the Americas	Boosey & Hawkes
Margery Hargest Jones	L'il Liza Jane	Songs of the Americas	Boosey & Hawkes
Margery Hargest Jones	Water Come a Me Eye	Songs of the Americas	Boosey & Hawkes
Bart	Where is Love (Oliver)	Vocal Selections	Lakeview/Music Sales Wise/Music Sales
Bock and Harnick	Fiddler on the Roof	Vocal Selections	Lakeview/Music Sales Wise/Music Sales
Boublil and Schonberg	Castle on a Cloud (Les Miserables)	The Boublil-Schonberg Collection – Show Hits	Wise Publications

Tomplay pieces often include accompaniments and can be purchased individually using the link next to each piece or via a discounted subscription for MTB teachers/learners. To learn more about Tomplay and the subscription [click here](#).

MTB Grade 1

Singing

Composer/Artist	Title	Book/Cat. Ref	Publisher/ Buy Here
Brahms	Diddle Diddle Dee (no 3)	Seven Children's Songs	Curwen (musicroom.com)
Brahms	The Land of Dreams (no 4)	Seven Children's Songs	Curwen (musicroom.com)
David, Hoffman and Livingstone	A Dream is A Wish Your Heart Makes (Cinderella)	The Illustrated Treasury of Disney Songs	Music Sales
David, Hoffman and Livingstone	Bibbidi-Bobbidi-Boo (Cinderella)	The Illustrated Treasury of Disney Songs	Music Sales
Washington and Harline	I've Got No Strings (Pinnocchio)	The Illustrated Treasury of Disney Songs	Music Sales
Jenkyns	The Crocodile	Published Separately	Novello/Music Sales
Mancini and Mercer	Moon River	Published Separately	Musicnotes.com
Robertom	Good Morrow to You Springtime!	Published Separately	Roberton
Rodgers and Hammerstein	Edelweiss (The Sound of Music)	The Rodgers and Hammerstein Collection	Williamson/Music Sales
Rodgers and Hammerstein	My Favourite Things (The Sound of Music)	The Rodgers and Hammerstein Collection	Williamson/Music Sales
Rodgers and Hammerstein	Shall We Dance? (The King and I)	The Rodgers and Hammerstein Collection	Williamson/Music Sales
Rodgers and Hammerstein	That's the Way it Happens (Me and Juliet)	The Rodgers and Hammerstein Collection	Williamson/Music Sales
Trad.	Chevaliers de la Table Ronde	The Language of Song, Elementary	Faber
Sherman & Sherman	Let's Go Fly a Kite (Mary Poppins)	The Best of Singing grades 1-3	Faber
Arlen & Harburg	We're Off to See the Wizard (The Wizard of Oz)	The Best of Singing grades 1-3	Faber
Marsh	Orange and Yellow and Brown (The Wizard of Oz)	The Best of Singing grades 1-3	Faber

Section Two: Technical (25 marks)

Prepare both parts below

Technical

Part 1

Perform the Vaccai lesson which is available from one of the options below:

Lesson II – Skips of 4ths Sing to any vowel with or without a consonant as selected by the teacher (e.g. Ah – Ee – Oo – Nah – Mee - Doo....) Observing the slurs.

[Tomplay II](#) / MTB:

[Page 6 for Lesson 2 in low voice](#)

[Page 7 for Lesson 2 in medium voice](#)

[Page 8 for Lesson 2 in high voice](#)

PLUS

Part 2

Perform the singing skills from the sheet (Recordings available)

[Bass Clef Page 4](#) / [Treble Clef Page 5](#)

Section Three: Musicianship (15 marks)

Prepare both parts below

Musicianship

Reading Skills:

Perform the rhythm exercises for this grade

[Page 9](#)

PLUS

Listening Skills:

Sing the prepared aural tests for this grade


[Page 10](#)

Singing Skills (Bass Clef)


Section A

I will give you the starting note for each of the following 4 exercises.
Sing back the 8 notes to any syllable in your own time. (Sound starting note)

Exercise 1




Exercise 2



Exercise 3



Exercise 4



Section B

I will play a piano accompaniment and you will sing the following 2 exercises.
Before each, you will hear a bar of metronome and a bar of count.
Your starting note is '...' (Sound note and begin count)

Exercise 1



Singing Skills (Treble Clef)

Section A

I will give you the starting note for each of the following 4 exercises.
Sing back the 8 notes to any syllable in your own time. (Sound starting note)

Exercise 1



Exercise 2



Exercise 3



Exercise 4




Section B

I will play a piano accompaniment and you will sing the following 2 exercises.
Before each, you will hear a bar of metronome and a bar of count.
Your starting note is '...' (Sound note and begin count)

Exercise 1




Ex. 1 Accompaniment



Exercise 2



Ex. 2 Accompaniment



Vaccai

(Low Voice)

[Click here to find the MTB
Vaccai accompaniment
recordings for low voice](#)

Lesson 2 - Skips of 4ths

Poco adagio

Vaccai

The musical score is written for a low voice and piano accompaniment. It is in 2/4 time and the key of D major (indicated by two sharps). The tempo is marked 'Poco adagio'. The score is divided into four systems, each containing three staves (two for the voice and one for the piano). The first system starts with a treble clef and a key signature of two sharps. The piano accompaniment consists of eighth-note chords in the left hand and quarter-note chords in the right hand. The vocal line consists of quarter notes and eighth notes. The second system starts with a measure rest in the vocal line. The third system starts with a measure rest in the vocal line. The fourth system starts with a measure rest in the vocal line. The score ends with a double bar line.

4

8

12

Vaccai

(Medium Voice)

[Click here to find the MTB
Vaccai accompaniment
recordings for medium voice](#)

Lesson 2 - Skips of 4ths

Poco adagio

Vaccai

The musical score is written for a medium voice and piano accompaniment. It is in the key of D major (one sharp) and 2/4 time. The tempo is marked 'Poco adagio'. The score consists of four systems of music, each with a vocal line and a piano accompaniment. The piano accompaniment features a steady eighth-note bass line in the left hand and a melody in the right hand. The vocal line consists of eighth notes and quarter notes, with some rests. The score is numbered 4, 8, and 12 at the beginning of the second, third, and fourth systems respectively. The final measure of the fourth system ends with a double bar line.

Vaccai

(High Voice)

[Click here to find the MTB
Vaccai accompaniment
recordings for medium voice](#)

Lesson 2 - Skips of 4ths

Poco adagio

Vaccai

The musical score is written for a high voice and piano accompaniment. It is in the key of D major (indicated by two sharps) and 2/4 time. The tempo is marked 'Poco adagio'. The score is divided into four systems, each starting with a measure number (1, 4, 8, 12). The vocal line consists of eighth and quarter notes, often with slurs and accents. The piano accompaniment features a steady eighth-note bass line in the left hand and chords or moving lines in the right hand. The piece concludes with a double bar line at the end of the 12th measure.

Reading Skills

Candidates should practise the six clapping exercises below as part of their preparation to take this grade.

For the exam itself, the candidate should perform all six exercises in the order below at the indicated tempi. The candidate part should be clapped and the lower part should be provided using either the MTB Reading Skills recording for this grade, which can be downloaded [here](#), or a metronome (not clapped).

♩ = 90
candidate

1

metronome

♩ = 82

2

♩ = 104

3

♩ = 116

4

♩ = 80

5

♩ = 108

6

Listening Skills

The candidate should practise all the exercises on this sheet with the accompanying Listening Skills recording as part of their preparation for the exam. The exam can be conducted either with the candidate responding to the recording or the teacher can deliver them using this sheet.


Only the teacher should have this sheet in front of them during the exam.

For each test, select either the treble or the bass clef exercises as appropriate to the range of the candidate's voice.

Test 1 - Singing back notes.

I shall play a note and then you shall sing it back. We shall do this for 4 different notes.

Treble Clef



Bass Clef



Test 2 - Clapping back rhythms.

I shall count the pulse and then clap a rhythm. Clap it back immediately after you hear it.

We shall do this with 4 different rhythms.

1.



2.



3.



4.



Test 3 - Singing back melodic phrases.

I shall play a melodic phrase **twice**, and then you shall sing it back. We shall do this for 3 different melodies.

Treble Clef

1.



2.



3.



Bass Clef

1.



2.



3.

