

Section One: Recital (60 marks)

Select three pieces from the following list (20 marks each)

As an alternative to the pieces below, candidates may perform up to 3 free choice pieces.
For guidance on selecting and approving free choice pieces please [click here](#)

Composer/Artist	Title	Book/Cat. Ref	Publisher/ Buy Here
Avenue Q	A Fine, Fine Line (Robert Lopez and Jeff Marx)	Contemporary Muscial Theatre for Teens	Hal Leonard
Boublil and Schonberg	Empty Chairs at Empty Tables (Les Miserables)	Vocal Selections	Wise
Boublil and Schonberg	Stars (Les Miserables)	Vocal Selections	Wise
Bellini	Vaga Luna	Tomplay	tomplay.com
Caccini	Amarilli	Tomplay	tomplay.com
Schubert	Ave Maria	Tomplay	tomplay.com
Bononcini	Per la Gloria d'avorarti	Tomplay	tomplay.com
Mozart	Ein Madchen oder Weibchen	Tomplay	tomplay.com
Mozart	In diesen heil'gen Hallen	Tomplay	tomplay.com
Arlen and Koehler	Stormy Weather	The Definitive Jazz Collection	IMP
Garner	Misty	The Definitive Jazz Collection	IMP
Bellini	Vaga Luna	15 Composizioni da Camera	Ricordi
Bock and Harnick	If I Were A Rich Man (Fiddler on the roof)	Vocal Selections	Wise publicationa
Caccini	Amarilli	The Language of Song: Intermediate	Faber

Tomplay pieces often include accompaniments and can be purchased individually using the link next to each piece or via a discounted subscription for MTB teachers/learners. To learn more about Tomplay and the subscription [click here](#).

MTB Grade 7 Singing

Composer/Artist	Title	Book/Cat. Ref	Publisher/ Buy Here
Schubert	Die Forelle	The Language of Song: Intermediate	Faber
Pergolesi	Se tu m'ami	The Language of Song: Intermediate	Faber
Scarlatti	Toglietemi	The Language of Song: Intermediate	Faber
Boublil and Schonberg	Now That I've Seen Her	Available as a Download	Available as a Download
Donizetti	Sovra il Campo	The Language of Song: Advanced (medium voice or low voice as a separate copy)	Faber
Dring	Business Girls	Five Betjeman Songs	Boosey & Hawkes
Elgar	Sea Slumber	Voice and piano	Boosey & Hawkes
Gershwin	Summertime	The George Gershwin Definitive songbook/The best of George and Ira Gershwin	Faber
Handel	Lascia ch'io pianga	N/A	Sheet Music Plus
Head	Foxgloves	Published Separately	Boosey & Hawkes
Loesser	Luck Be A Lady Tonight (Guys and Dolls)	The Teen's Musical Theatre Collection: Young Men's Edition	Hal Leonard
Loesser	If I Were A Bell (Guys and Dolls)	Guys and Dolls vocal selections	Music sales
Mozart	Un moto di Gioia (Le nozze di Figaro)	Available as a Download	Sheet Music Plus
Mozart	Porgia Amor (Le nozze di Figaro)	Vocal Score	Schirmer
Purcell	When I Am Laid (Dido and Aeneas)	Vocal Score	Novello & Co
Lloyd Webber	Wishing You Were Somehow Here Again (The Phantom of the Opera)	Vocal Score	Really useful group
Schubert	Ave Maria	Every Note Sheet Music Download	everynote.com
Stephen Sondheim	Johanna (Sweeney Todd)	All Sondheim, Vol 1	IMP
Head	Ships of Arcady	Published Separately	Musicnotes

Section Two: Technical (25 marks)

Prepare both parts below

Technical

Part 1

Perform the Vaccai lesson using one of the links below or any suitable edition:

Lesson IV– Skips of 7ths & Lesson X – Preliminary exercise on the turn / introduction to the turn. Sing to any vowel with or without a consonant as selected by the teacher (e.g. Ah – Ee – Oo – Nah – Mee – Doo....) Observing the slurs.

[Tomplay IV](#) / [Tomplay X](#) Or IMSLP:
[High voice music](#) / [High voice accompaniments](#)
[Low voice music](#) / [Low voice accompaniments](#)

PLUS

Part 2

Perform the singing skills from the sheet (Recordings available)

[Bass Clef Page 4](#) / [Treble Clef Page 5](#)

Section Three: Musicianship (15 marks)

Prepare both parts below

Musicianship

Reading Skills:

Perform the rhythm exercises for this grade

[Page 6](#)

PLUS

Listening Skills:

Sing the prepared aural tests for this grade


[Page 8](#)

Singing Skills (Bass Clef)


Section A

I will give you the starting note for each of the following 4 exercises.
Sing back the 10 notes to any syllable in your own time. (Sound starting note)


Exercise 1



Exercise 2



Exercise 3



Exercise 4




Section B

I will play a piano accompaniment and you will sing the following 3 exercises to any suitable vowel.
Before each, you will hear a bar of metronome and a bar of count.
Your starting note is '...' (Sound note and begin count)

Exercise 1



Accompaniment for Ex. 1




Exercise 2 - Unaccompanied (Sound starting note)



Exercise 3



Accompaniment for Ex. 3




Singing Skills (Treble Clef)


Section A

I will give you the starting note for each of the following 4 exercises.
Sing back the 10 notes to any syllable in your own time. (Sound starting note)

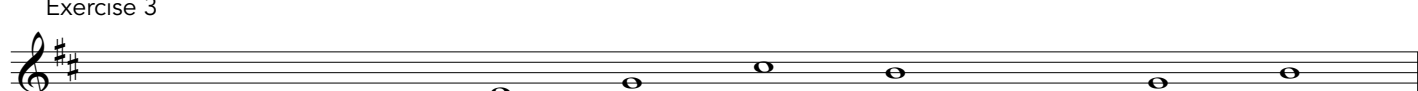
Exercise 1




Exercise 2



Exercise 3



Exercise 4



Section B

I will play a piano accompaniment and you will sing the following 3 exercises to any suitable vowel.
Before each, you will hear a bar of metronome and a bar of count.
Your starting note is '...' (Sound note and begin count)

Exercise 1



Accompaniment for Ex. 1



Exercise 2 - Unaccompanied (Sound starting note)



Exercise 3



Accompaniment for Ex. 3



Tgcf lpi 'Unknu

Candidates should practise the six clapping exercises below as part of their preparation to take this grade.

For the exam itself, the candidate should perform all six exercises in the order below at the indicated tempi. The candidate part should be clapped and the lower part should be provided using either the MTB Reading Skills recording for this grade, which can be downloaded [here](#), or a metronome (not clapped).

♩ = 140

1

candidate

metronome

Exercise 1: Musical notation for a clapping exercise. The top staff is labeled 'candidate' and the bottom staff is labeled 'metronome'. Both are in 4/4 time. The tempo is 140 beats per minute. The candidate part consists of a sequence of eighth and sixteenth notes. The metronome part consists of a steady eighth-note pulse.

♩ = 120

2

Exercise 2: Musical notation for a clapping exercise. The top staff is labeled 'candidate' and the bottom staff is labeled 'metronome'. Both are in 3/4 time. The tempo is 120 beats per minute. The candidate part consists of a sequence of eighth and sixteenth notes. The metronome part consists of a steady eighth-note pulse.

Exercise 3: Musical notation for a clapping exercise. The top staff is labeled 'candidate' and the bottom staff is labeled 'metronome'. Both are in 4/4 time. The tempo is 104 beats per minute. The candidate part consists of a sequence of eighth and sixteenth notes. The metronome part consists of a steady eighth-note pulse.

♩ = 104

3

Exercise 4: Musical notation for a clapping exercise. The top staff is labeled 'candidate' and the bottom staff is labeled 'metronome'. Both are in 4/4 time. The tempo is 104 beats per minute. The candidate part consists of a sequence of eighth and sixteenth notes. The metronome part consists of a steady eighth-note pulse.

♩ = 90

4

3/4

3

3

3

3

3

3

3

3

3

♩ = 106

5

2/4

3

3

3

3

3

♩ = 86

6

4/4

3

3

3

3

Listening Skills

The candidate should practise all the exercises on this sheet with the accompanying Listening Skills recording as part of their preparation for the exam. The exam can be conducted either with the candidate responding to the recording or the teacher can deliver them using this sheet.

Only the teacher should have this sheet in front of them during the exam.


For each test, select either the treble or the bass clef exercises as appropriate to the range of the candidate's voice.

Test 1 - Scales.


I shall ask you to sing an ascending major scale, after I give you the starting note.

And then I shall ask you to sing an ascending harmonic minor scale, after I give you the same starting note again.

Treble Clef



Bass Clef



Test 2 - Singing back notes


I shall play a 3 note chord and then you will sing back the highest, middle, then lowest notes.

We shall do this for 4 chords.

Treble Clef



Bass Clef




Test 3 - Dominant & Diminished 7ths

I shall ask you to sing the first 4 notes of an ascending dominant 7th arpeggio in root position after giving you the starting note.

I shall then ask you to sing the first 4 notes of an ascending diminished 7th arpeggio after giving you the same starting note again.

Treble Clef



Bass Clef

