

## Section One: Recital (60 marks)

### Select three pieces from the following lists (20 marks each)

If you are using a Keyboard that is not touch sensitive, it is important to use other means to replace dynamics such as different voicing. In pieces with limited or no given registrations, tempo markings, dynamics, voice/fill markings, etc. the candidate must select these as part of their interpretation so as to produce a musically rewarding performance and exploit the potential of their keyboard. You may select pieces from either list below, or from both lists. Two versions of the same song, with different LH variations may appear. In this event, you may select only **one** version of the song.

As an alternative to the pieces below, candidates may perform up to 3 free choice pieces. For guidance on selecting and approving free choice pieces please [click here](#)

Composer/Artist	Title	Book/Cat. Ref	Publisher/ Buy Here
Pieces aimed at Electric Keyboard			
Lewis Capaldi	Someone You Loved	SMD Cat ref: ID 423961	<a href="https://www.sheetmusicdirect.com">sheetmusicdirect.com</a>
Berlin	Take My Breath Away (Top Gun)	SMD Cat ref: ID 187247	<a href="https://www.sheetmusicdirect.com">sheetmusicdirect.com</a>
Klaus Badelt	He's A Pirate (Pirates of the Caribbean)	SMD Cat ref: ID 195805	<a href="https://www.sheetmusicdirect.com">sheetmusicdirect.com</a>
The Beatles	Let It Be	SMD Cat ref: ID 179145	<a href="https://www.sheetmusicdirect.com">sheetmusicdirect.com</a>
Anon/ Ward	Playford's Piper	MTB Keyboard Grade 1	<a href="#">MTB Bookshop</a>
Herrington	Bossanova Band	MTB Keyboard Grade 1	<a href="#">MTB Bookshop</a>
Lane	Spring	MTB Keyboard Grade 1	<a href="#">MTB Bookshop</a>
Lyle	Rollerblades	MTB Keyboard Grade 1	<a href="#">MTB Bookshop</a>
Traditional	Joshua	MTB Keyboard Grade 1	<a href="#">MTB Bookshop</a>
Traditional	Rakes of Mallow	MTB Keyboard Grade 1	<a href="#">MTB Bookshop</a>
Ward	The Flying Trapeze	MTB Keyboard Grade 1	<a href="#">MTB Bookshop</a>
Ward	Highland Stream	MTB Keyboard Grade 1	<a href="#">MTB Bookshop</a>
Ward	The Hippo	MTB Keyboard Grade 1	<a href="#">MTB Bookshop</a>
Bryant	Bye Bye Love	Complete Keyboard Player Greatest Hits	Wise
Di Capua	It's Now or Never	Easiest Keyboard Collection Elvis Presley	Wise

Tomplay pieces often include accompaniments and can be purchased individually using the link next to each piece or via a discounted subscription for MTB teachers/learners. To learn more about Tomplay and the subscription [click here](#).

# MTB Grade 1 Keyboard

Composer/Artist	Title	Book/Cat. Ref	Publisher/ Buy here
Cohan	I'm a Yankee Doodle Dandy	Alfred's Basic Chord Approach To Electronic Keyboards book 3	Alfred
Palmer, Palmer & Manus	Raisins and Almonds	Alfred's Basic Chord Approach To Electronic Keyboards Book 3	Alfred
Mendelssohn/ Litten	On Wings of Song	Keyed Up (Grade 1)	Alfred
Work/ Litten	Marching Through Georgia	Keyed Up (Grade 1)	Alfred
Norton	Country Ballad	Microjazz Collection 1	Boosey & Hawkes
Norton	Tut-tuttin'	Microjazz Collection 1	Boosey & Hawkes
Traditional	Scarborough Fair	Keyboard Made Easy	Alfred
<b>Pieces aimed at using the Keyboard as a Piano</b> Please be aware not all pieces will be suitable for a Keyboard with a shorter range. It is acceptable to adapt pieces with octave transpositions. For Keyboards that are not touch sensitive other means need to be used to replace dynamics, as listed above.			
Duncombe	Sonatina in C major	Tomplay Or Lyrical Sonatinas Book 1 - selected by Victoria McArthur	<a href="https://tomplay.com">tomplay.com</a> or Alfred
Traditional	Musette	Tomplay	<a href="https://tomplay.com">tomplay.com</a>
Grieg	In the Hall of the Mountain King	Tomplay	<a href="https://tomplay.com">tomplay.com</a>
Horner (James)	Braveheart	Tomplay	<a href="https://tomplay.com">tomplay.com</a>
W. Gillock	Spooky Footsteps	SMD Cat ref: 92903	<a href="https://sheetmusicdirect.com">sheetmusicdirect.com</a>
J. Linn	Chimichanga Cha-Cha-	SMD Cat ref: 74869	<a href="https://sheetmusicdirect.com">sheetmusicdirect.com</a>
Samuel Arnold	Giga	MTB Piano Grade 1	<a href="https://mtbbookshop.com">MTB Bookshop</a>
Bela Bartok	In Yugoslav Mode	MTB Piano Grade 1	<a href="https://mtbbookshop.com">MTB Bookshop</a>
William Duncombe	Fanfare Minuet	MTB Piano Grade 1	<a href="https://mtbbookshop.com">MTB Bookshop</a>
Oesten	Das Echo	MTB Piano Grade 1	<a href="https://mtbbookshop.com">MTB Bookshop</a>
Trad. /Chris Mitchell	Country Gardens	MTB Piano Grade 1	<a href="https://mtbbookshop.com">MTB Bookshop</a>
Chris Mitchell	Homework Blues	MTB Piano Grade 1	<a href="https://mtbbookshop.com">MTB Bookshop</a>
Scott	You Are the Reason	Tomplay	<a href="https://tomplay.com">tomplay.com</a>

For the continued recital list [click here](#)

## Continued Recital List

Composer/Artist	Title	Book/Cat. Ref	Publisher/ Buy Here
<b>Pieces aimed at using the Keyboard as a Piano</b> Please be aware not all pieces will be suitable for a Keyboard with a shorter range. It is acceptable to adapt pieces with octave transpositions. For Keyboards that are not touch sensitive other means need to be used to replace dynamics, as listed above.			
Lynn Freeman Olson	Sonatina No.4 (any movt)	Lyrical Sonatinas Book 1 - selected by Victoria McArthur	Alfred
Alexander Goedicke	The Bagpipers	Classics to Moderns Book 1	Yorktown Music Press
Daniel Gottlob Turk	Little Suite	Classics to Moderns Book 1	Yorktown Music Press
Joseph Haydn	Quadrille	Classics to Moderns Book 1	Yorktown Music Press
Joseph Haydn	German Dance	Classics to Moderns Book 1	Yorktown Music Press
Johann Krieger	Menuet	Classics to Moderns Book 1	Yorktown Music Press
Dmitri Kabalevsky	Chit Chat	Classics to Moderns Book 1	Yorktown Music Press
Pam Wedgwood	Hot Chilli	Really Easy Jazzin' About	Faber
Pam Wedgwood	Jammy Dodger	Really Easy Jazzin' About	Faber
Pam Wedgwood	Night Patrol	Really Easy Jazzin' About	Faber
Pam Wedgwood	Strawberry Flip	Easy Jazzin' About	Faber
Trad.	Greensleeves	Complete Piano Player Book 3 by Kenneth Baker	Wise
Grieg	Morning (from Peer Gynt)	Complete Piano Player Book 3 by Kenneth Baker	Wise
Pam Wedgwood	Pluto	Up Grade 0-1	Faber
Pam Wedgwood	Count-down	Up Grade 0-1	Faber
Heather Hammond	Sneaky Shot	Cool Piano Sport 0-1	Kevin Mayhew
Peter Gritton	Creepy Crawly	Piano Time Jazz 1 By Pauline Hall	OUP
Fiona Macardle	Sherbert Fizz	Piano Time Jazz 1 By Pauline Hall	OUP
Robert Skeaping	Somewhere That's Sunny	Piano Time Jazz 1 By Pauline Hall	OUP
Trad. Chinese	Lantern Song	Mastering the Piano Level 1 Lang Lang Piano Academy	Faber
Richard Harris	Hopscotch Study	Mastering the Piano Level 1 Lang Lang Piano Academy	Faber
Pam Wedgwood	Mission Impossible	Mastering the Piano Level 1 Lang Lang Piano Academy	Faber
Joseph Brackett	Simple Gifts	Mastering the Piano Level 1 Lang Lang Piano Academy	Faber
Saint-Saens	The Elephant	Mastering the Piano Level 1 Lang Lang Piano Academy	Faber
Trad. African	Embrukoi	Mastering the Piano Level 1 Lang Lang Piano Academy	Faber

## Section Two: Technical (25 marks)

Prepare either option 1 or 2 below

### Technical Option 1: Electric Keyboard

#### Technical Exercises:

Perform all the technical exercises required for this grade

[Page 5](#)

PLUS

#### Scales from Memory:

Perform the scales from memory required for this grade from the sheet

[Page 7](#)

### Technical Option 2: Keyboard as Piano

#### Technical Exercises:

Perform all the technical exercises required for this grade

[Page 6](#)

PLUS

#### Scales from Memory:

Perform the scales from memory required for this grade from the sheet

[Page 8](#)

## Section Three: Musicianship (15 marks)

Prepare either option 1, 2 or 3 below

### Musicianship Option 1

#### Reading Skills:

Perform the rhythm exercises for this grade

[Page 12](#)

PLUS

#### Listening Skills:

Sing the prepared aural tests for this grade

[Page 13](#)

### Musicianship Option 2

#### Reading Skills:

Perform the rhythm exercises for this grade

[Page 12](#)

PLUS

#### Duet:

Perform the duet for this grade

[Page 10](#)

### Musicianship Option 3

#### Reading Skills:

Perform the rhythm exercises for this grade

[Page 12](#)

PLUS

#### Improvisation:

Perform the exercise for this grade

[Page 11](#)

# Technical Exercises

Prepare both exercises. The first is a study in articulation and dynamics; the second requires use of the fill function. Keyboard registrations should be set up and instructions followed exactly as written. Music may be used in the examination.

Voice: Clarinet

Style: 8-beat

♩ = 75

Judith Ward

Voice: Flute

Style: Ballad

♩ = 92

Judith Ward

# Technical Exercises

Exercise 1 ♩ = 112

Exercise 1 is a 4-measure piece in 4/4 time, marked with a tempo of 112. The score is written for piano on a grand staff. The first measure has fingerings 5, 3, 1 in the right hand and 1, 3, 5 in the left hand. The exercise consists of two systems of four measures each, featuring chords and moving lines in both hands.

Exercise 2 ♩ = 50

(2 3 / 3 2 used throughout)


Exercise 2 is an 8-measure piece in 4/4 time, marked with a tempo of 50. The score is written for piano on a grand staff. The exercise consists of two systems of four measures each, featuring eighth-note patterns in both hands. The first measure of the first system has a fingering of 2 3 in the right hand and 3 2 in the left hand.

# Scales from Memory

For the examination the candidate should perform all of the following from memory.


Judith Ward

F major scale  
One octave, hands separately  
Swing rhythm




Judith Ward

E harmonic minor scale  
One octave, hands separately  
Straight rhythm




Judith Ward

D minor arpeggio  
One octave, hands separately



Judith Ward

G major chord  
Root position, hands separately



# Scales from Memory

All scales and arpeggios should be played legato: minimum speed ♩ = 60

## Scales


B major, two octaves, hands separately



A harmonic minor, two octaves, hands separately




C major, one octave, hands together



## Contrary Motion

C major, two octaves, hands together





### Arpeggios

C major, one octave, hands separately

Musical notation for C major arpeggios, one octave, hands separately. The piece is in 4/4 time. The right hand (treble clef) plays a C major triad (C4, E4, G4) and then a descending arpeggio (F4, E4, D4, C4). The left hand (bass clef) plays a C major triad (C3, E3, G3) and then a descending arpeggio (F3, E3, D3, C3). Fingerings are indicated: 1, 2, 3 for the right hand and 5, 3, 2, 1 for the left hand.

A harmonic minor, one octave, hands separately

Musical notation for A harmonic minor arpeggios, one octave, hands separately. The piece is in 4/4 time. The right hand (treble clef) plays an A harmonic minor triad (A4, C#5, E5) and then a descending arpeggio (D#5, C#5, B4, A4). The left hand (bass clef) plays an A harmonic minor triad (A3, C#4, E4) and then a descending arpeggio (D#4, C#4, B3, A3). Fingerings are indicated: 1, 2, 3, 5 for the right hand and 5, 3, 2, 1 for the left hand.

### Five Finger Exercise

Musical notation for the Five Finger Exercise in 4/4 time. The right hand (treble clef) plays a sequence of eighth notes: C4, D4, E4, F4, G4, A4, B4, C5, then a descending sequence: B4, A4, G4, F4, E4, D4, C4. The left hand (bass clef) plays a sequence of eighth notes: C3, D3, E3, F3, G3, A3, B3, C4, then a descending sequence: B3, A3, G3, F3, E3, D3, C3. Fingerings are indicated: 1, 3, 2, 4, 3, 5, 4, 2 for the right hand and 5, 3, 4, 2, 3, 1, 2, 4 for the left hand.

# To Me To You

TEACHER

**Allegretto** ♩ = 108

Musical score for the Teacher part of 'To Me To You'. The piece is in 4/4 time, marked Allegretto with a tempo of 108 beats per minute. The score consists of three systems of music. The first system (measures 1-5) features a melody in the bass clef starting on G4, with a mezzo-forte (mf) dynamic. The second system (measures 6-8) continues the melody with a mezzo-piano (mp) dynamic. The third system (measures 9-12) features a melody in the treble clef starting on G4, with a forte (f) dynamic. The piece concludes with a double bar line at the end of measure 12.

Duet Selection

# To Me To You

PUPIL

(This pupil part may be played an octave higher than written if preferred)

**Allegretto** ♩ = 108

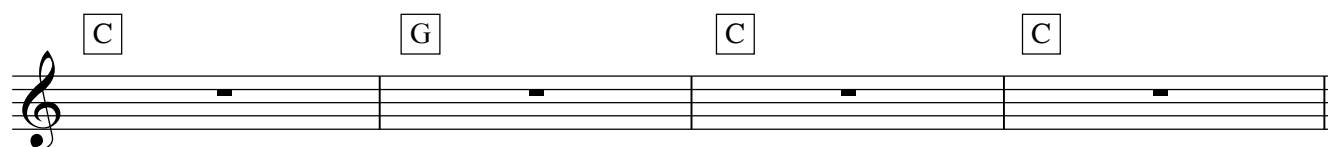
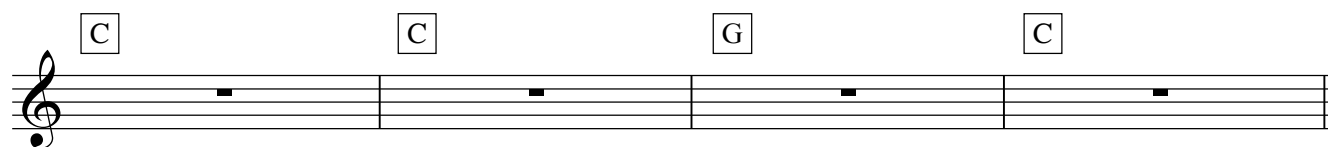
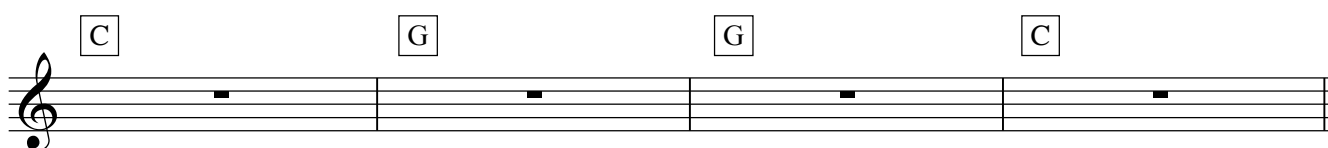
Musical score for the Pupil part of 'To Me To You'. The piece is in 4/4 time, marked Allegretto with a tempo of 108 beats per minute. The score consists of three systems of music. The first system (measures 1-5) features a melody in the treble clef starting on G4, with a mezzo-forte (mf) dynamic. The second system (measures 6-8) continues the melody with a mezzo-piano (mp) dynamic. The third system (measures 9-12) features a melody in the treble clef starting on G4, with a forte (f) dynamic. The piece concludes with a double bar line at the end of measure 12.

# Improvisation

Improvise a melody over a given chord sequence in C major. The style is chosen by the teacher and may be in 3/4 (e.g. waltz) or 4/4 (e.g. March), MM=70. Chords are played by the candidate and may be full-fingered or single-fingered at the candidate's choice.

Any of these chord sequences may be used.

Judith Ward



# Reading Skills

Candidates should practise the six clapping exercises below as part of their preparation to take this grade.

For the exam itself, the candidate should perform all six exercises in the order below at the indicated tempi. The candidate part should be clapped and the lower part should be provided using either the MTB Reading Skills recording for this grade or a metronome (not clapped).

♩ = 90  
candidate

1

metronome

♩ = 82

2

metronome

♩ = 104

3

metronome

♩ = 116

4

metronome

♩ = 80

5

metronome

♩ = 108

6

metronome

# Listening Skills


## (Aural tests)

The candidate should practise all the exercises on this sheet with the accompanying Listening Skills recording as part of their preparation for the exam. The exam can be conducted either with the candidate responding to the recording or the teacher can deliver them using this sheet.

Only the teacher should have this sheet in front of them during the exam. For each test, select either the treble or the bass clef exercises as appropriate to the range of the candidate's voice.


### Test 1 - Singing back notes.

I shall play a note and then you shall sing it back. We shall do this for 4 different notes.



### Test 2 - Clapping back rhythms.

I shall count the pulse and then clap a rhythm. Clap it back immediately after you hear it. We shall do this with 4 different rhythms.



### Test 3 - Singing back melodic phrases.

I shall play a melodic phrase **twice**, and then you shall sing it back. We shall do this for 3 different melodies.

