

## Section One: Recital (60 marks)

Select three pieces from the following list (20 marks each)

As an alternative to the pieces below, candidates may perform up to 3 free choice pieces.

For guidance on selecting and approving free choice pieces please [click here](#)

Composer/Artist	Title	Book/Cat. Ref	Publisher/ Buy Here
J. S. Bach	Sonata in Eb Major: Siciliano	Tomplay	<a href="https://tomplay.com">tomplay.com</a>
Debussy	Rêverie	Tomplay	<a href="https://tomplay.com">tomplay.com</a>
Delibes	Coppélia Waltz	Tomplay	<a href="https://tomplay.com">tomplay.com</a>
Dvorak	Humoreske	Tomplay	<a href="https://tomplay.com">tomplay.com</a>
Händel	Sonata in Gm 2 <sup>nd</sup> Movt: Andante	Tomplay or 11 Sonatas for Flute	<a href="https://tomplay.com">tomplay.com</a> or Barenreiter Urtext
Offenbach	Can-Can	Tomplay	<a href="https://tomplay.com">tomplay.com</a>
Telemann	Minuet in A minor	Tomplay or First Repertoire Pieces for Flute (piano part and CD accompaniment)	<a href="https://tomplay.com">tomplay.com</a> or Boosey & Hawkes
Cravalho Auli'i	How Far I'll Go (Moana)	Tomplay	Currently Unavailable
Nino Rota	Godfather	Tomplay	<a href="https://tomplay.com">tomplay.com</a>
James Horner	Braveheart	Tomplay	<a href="https://tomplay.com">tomplay.com</a>
Hook	Sonata in C 1 <sup>st</sup> Movt: Allegretto	From Classical Music for Flute Or Six Sonatas for flute and piano Op.54	Boosey & Hawkes
McDowall	Comic Song	6 Pastiches	Pan Educational Music
Lerner & Loewe	I Could Have Danced All Night	Latin Connections (piano part)	BrassWind
Pogson	Little David	The Way to Rock (piano part)	Boosey & Hawkes
Trad.	Mexican Hat Dance	Play Latin for Flute (piano part)	Faber
Grieg	In the Hall of the Mountain King	What Else Can I Play Grade 4 (piano part)	Faber

Tomplay pieces often include accompaniments and can be purchased individually using the link next to each piece or via a discounted subscription for MTB teachers/learners. To learn more about Tomplay and the subscription [click here](#).

# MTB Grade 4

## Flute

Composer/Artist	Title	Book/Cat. Ref	Publisher/ Buy Here
Norman	James Bond Theme	Ultimate Movie (CD backing track only)	Alfred
Zimmer	Pirates of the Caribbean	Play Hollywood (+enhanced CD and print off piano part)	Faber
Gumbley	Sarcastic Camel	Cool School (with CD backing track)	Brass Wind
Miller	In the Mood	What Else Can I Play Grade 4	Faber
Norton	Riff Laden	Microjazz Flute Collection Book 2	Boosey & Hawkes
Rae	Never Again	Blue Flute	Universal Edition
Lyons	The Garden Tiger	Compositions 1	Useful Music
J. S. Bach	Sonata No.2 in E flat: Siciliano	N/A	Any reliable edition
Le Thiere	Romance	First Repertoire Pieces	Boosey & Hawkes
Sullivan	Dance a Cachucha	Music Through Time 3	Oxford University Press
Kershaw	Tantalising Tango	Let's Dance	Pan Educational Music
Seiber	Novelty Foxtrot	Dance Suite	Schott Music London
Rimsky Korsakov	Theme from Scheherazade	Flute Fancies	Boston Music Company
Fauré/Wye	Berceuse	Fauré Flute Album	Novello and Co Ltd
J. S. Bach	Rondeau from Suite in B Minor, BMV 1067	N/A	Any reliable edition
Saint-Saëns	Pavane	Solos for Flute	Carl Fischer
Ledbury	Ragged Robin	Flute Salad	Brass Wind Publications
Popp	Allegro Risoluto	No.40 from 76 Graded Studies Book 1 or no.82 from 125 Easy Classical Studies	Faber Music or Universal Edition
Tulou	Allegro	No.15 from 100 Classical Studies for Flute	Universal Edition
Demerssemen	La Tyrolienne	The Flute Players Companion Vol 1	Chester Music
Rae	The Wrong Button!	40 Modern Studies for Solo Flute	Universal Edition

## Section Two: Technical (25 marks)

Prepare either option 1 or 2 below

### Technical Option 1

#### Technical Exercises:

Perform all the technical exercises required for this grade

[Go to Page](#)

PLUS

#### Scales from Memory:

Perform the scales from memory required for this grade from the sheet

[Go to Page](#)

### Technical Option 2

#### Technical Exercises:

Perform all the technical exercises required for this grade

[Go to Page](#)

PLUS

#### Alternative to Scales from Memory:

Perform the alternative to scales from memory required for this grade from the sheet

[Go to Page](#)

## Section Three: Musicianship (15 marks)

Prepare either option 1 or 2 below

### Musicianship Option 1

#### Reading Skills:

Perform the rhythm exercises for this grade

[Go to Page](#)

PLUS

#### Listening Skills:

Sing the prepared aural tests for this grade

[Go to Page](#)

### Musicianship Option 2

#### Reading Skills:

Perform the rhythm exercises for this grade

[Go to Page](#)

PLUS

#### Duet:

Perform the duet for this grade

[Go to Page](#)

# MTB Technical Exercises

## *Flute*

### Grade 4

Exercise 1 - (for tone) ♩=c90



Exercise 2 - (for articulation and rhythm) ♩=112+



Exercise 3 - (for chromatic fingering) ♩=120+



# Scales & Arpeggios from Memory

For the examination, the candidate should be asked to perform all the following scales and arpeggios from memory. They should perform each scale and arpeggio either tongued or slurred as requested by the teacher. The teacher should aim for an even distribution of articulations. All tempi given are minimum speeds.

♩=72

A Major Scale - 2 Octaves



C Major Scale - 2 Octaves



E♭ Major Scale - 2 Octaves



G Harmonic Minor Scale - 2 Octaves



C Harmonic Minor Scale - 2 Octaves



♩=72

D Chromatic Scale - 2 Octaves



♩=50

Dominant 7th in the key of C - 2 Octaves



♩=100

A Major Arpeggio - 2 Octaves



E♭ Major Arpeggio - 2 Octaves



C Minor Arpeggio - 2 Octaves



## Alternative to Scales from Memory


The following do not need to be played from memory. For the examination, the candidate should be asked to perform *all* the scales. All tempi given are minimum speeds.

♩=72

E major scale



G major scale



A $\flat$  major scale 12th



E harmonic minor scale



F melodic minor scale




♩=72

E $\flat$  chromatic scale




♩=100

E major arpeggio




A $\flat$  major arpeggio



E minor arpeggio



F minor arpeggio



Flute 1  
Flute 2

# MTB Grade 4 Flute Duet - Duet No. 27

François Devienne (1759-1803)

Allegro  $\text{♩} = 60$

Measures 1-5 of the duet. Both flutes start with a piano (*p*) dynamic. In measure 5, both flutes transition to mezzo-forte (*mf*) with a crescendo (*cresc.*) marking.

Measures 6-9. Measure 6 begins with a mezzo-forte (*mf*) dynamic. Measures 7 and 8 feature a decrescendo (*>*) in both parts. Measure 9 begins with a piano (*p*) dynamic.

Measures 10-13. Measures 10 and 11 contain sixteenth-note passages. Measure 12 features a forte (*f*) dynamic and triplet markings (*3*). Measure 13 continues with triplet markings and a forte (*f*) dynamic.

Measures 14-17. Measure 14 contains triplet markings (*3*). Measure 15 begins with a mezzo-forte (*mf*) dynamic. Measures 16 and 17 feature a decrescendo (*>*) in both parts.

Candidates should practise the six clapping exercises below as part of their preparation to take this grade.

For the exam itself, the candidate should perform all six exercises in the order below at the indicated tempi. The candidate part should be clapped and the lower part should be provided using either the MTB Reading Skills recording for this grade, which can be downloaded [here](#), or a metronome (not clapped).

1

$\text{♩} = 106$   
candidate

metronome

2

$\text{♩} = 90$

3

$\text{♩} = 120$

4

$\text{♩} = 78$

5

$\text{♩} = 110$

6

$\text{♩} = 84$



# MTB Exams - Listening Skills (Aural tests) Grade 4

The candidate should practise all the exercises on this sheet with the accompanying Listening Skills recording as part of their preparation for the exam. The exam can be conducted either with the candidate responding to the recording or the teacher can deliver them using this sheet.

Only the teacher should have this sheet in front of them during the exam.

For each test, select either the treble or the bass clef exercises as appropriate to the range of the candidate's voice.

## Test 1 - Singing back notes.

I shall play a 3 note chord, and then you shall sing back both the highest and lowest notes.

We shall do this with 4 different chords.

### Treble Clef



### Bass Clef




## Test 2 - Intervals.

I will play a note and ask you to sing a specific interval above. We shall do this for 3 different intervals.


### Treble Clef

1. Major 6th 2. Major 3rd 3. Perfect 4th



### Bass Clef

1. Major 6th 2. Major 3rd 3. Perfect 4th



## Test 3 - Singing back melodic phrases.

I shall play a melodic phrase **twice**, and then you shall sing it back. We shall do this for 3 different melodies.

Before each, I will indicate the pulse.

### Treble Clef

1.



2.



3.



### Bass Clef

1.



2.



3.

