

Section One: Recital (60 marks)

Select **three** pieces from the following list (20 marks each)

As an alternative to the pieces below, candidates may perform up to 3 free choice pieces.
For guidance on selecting and approving free choice pieces please [click here](#)

Composer/Artist	Title	Book/Cat. Ref	Publisher/ Buy Here
J.S. Bach	Gavotte en Rondeau from Partita BWV 1006	MTB Violin Book Grade 8	MTB Bookshop
Brahms	Sonata No.2 in A: Andante Tranquillo	MTB Violin Book Grade 8	MTB Bookshop
Elgar	Romance Op.1	MTB Violin Book Grade 8	MTB Bookshop
Kreutzer	Etude No.14	MTB Violin Book Grade 8	MTB Bookshop
Wieniawski	Kujawiak	MTB Violin Book Grade 8	MTB Bookshop
Smetana	Andantino from Aus Der Heimat	MTB Violin Book Grade 8	MTB Bookshop
Barbara Arens	Variations	MTB Violin Book Grade 8	MTB Bookshop
Beethoven	Sonata No.5 in F Major Spring Op.24 4 th Movt: Rondo, Allegro ma non Troppo	Tomplay	tomplay.com
Dvořák	4 Romantic Pieces Op.75 no.2 Allegro Maestoso	Tomplay or Schirmer	tomplay.com or Schirmer
Manuel de Falla	Popular Spanish Suite No.1 El Pano Moruno and No.2 Nana	Tomplay	tomplay.com
Vivaldi	Concerto in E 'Spring' The Four Seasons 1 st Movt: Allegro	Tomplay	tomplay.com
Traditional	Scarborough Fair Upper Advanced	Tomplay	tomplay.com
Monti	Csardas	Tomplay	tomplay.com

Tomplay pieces often include accompaniments and can be purchased individually using the link next to each piece or via a discounted subscription for MTB teachers/learners. To learn more about Tomplay and the subscription [click here](#).

MTB Grade 8

Violin

Composer/Artist	Title	Book/Cat. Ref	Publisher/ Buy Here
Kreisler	Mazurka No.23 in D major Op.33 no.2 (after Chopin)	Tomplay	tomplay.com
Debussy	Rêverie L. 68	Tomplay	tomplay.com
Tartini	Sonata Didone Abbandonata in G minor Op.1 no.10 1 st Movt: Tempo moderato	Tomplay	tomplay.com
Tchaikovsky	Swan Lake	Tomplay	tomplay.com
Smetana	Aus der Heimat 2nd Movt (ed Hans Sitt)	N/A	Peters
Sarasate	Romanza Andaluza Op.22 no.1	N/A	International Music Company
Beethoven	Spring 4th Movt: Rondo Allegro ma non troppo	Sonata for Violin and Piano in F Major	Peters
Svendsen	Romance Op.26	N/A	Peters
Manuel de Falla	No.1 El Pano Moruno and No. 2 Nano	Suite of Spanish Folksongs	Chester
J.S. Bach	A min Concerto BWV 1041 1st Movt: Allegro	N/A	Peters
Macmillan	Kiss on Wood	N/A	Boosey & Hawkes
Macmillan	A Different World	N/A	Boosey & Hawkes
Macmillan	After the Tryst	N/A	Boosey & Hawkes
Brahms	Sonata in A major Op.100 2nd Movt: Andante Tranquillo	N/A	Wiener Urtext 50012
John Williams	Remembrances	Three Pieces from Schindler's List (with cadenza)	MCA

Section Two: Technical (25 marks)

Prepare either option 1 or 2 below

Technical Option 1

Technical Exercises:

Perform all the technical exercises required for this grade

[Page 12](#)

PLUS

Scales from Memory:

Perform the scales from memory required for this grade from the sheet

[Page 4](#)

Technical Option 2

Technical Exercises:

Perform all the technical exercises required for this grade

[Page 12](#)

PLUS

Alternative to Scales from Memory:

Perform the alternative to scales from memory required for this grade from the sheet

[Page 7](#)

Section Three: Musicianship (15 marks)

Prepare either option 1 or 2 below

Musicianship Option 1

Reading Skills:

Perform the rhythm exercises for this grade

[Page 13](#)

PLUS

Listening Skills:

Sing the prepared aural tests for this grade

[Page 15](#)

Musicianship Option 2

Reading Skills:

Perform the rhythm exercises for this grade

[Page 13](#)

PLUS

Duets:

Perform the duet for this grade

[Page 8](#)

Scales & Arpeggios from Memory

For the examination, the candidate should be asked to perform all the following scales and arpeggios from memory. They should perform each scale and arpeggio with separate bows or slurred as requested by the teacher. The teacher should aim to ask for an even distribution of articulations.

All tempi given are minimum speeds. For bowing patterns, look at page 6.

♩ = 92

E♭ major scale - 3 octaves



G# melodic minor scale - 3 octaves



E♭ harmonic minor scale - 3 octaves



♩ = 112

E♭ major arpeggio - 3 octaves



E♭ minor arpeggio - 3 octaves



Violin Grade Eight

♩ = 114

Chromatic Scale on Ab - 3 octaves



♩ = 68

Dominant 7th in F - 3 octaves



Diminished 7th on E - 3 octaves



♩ = 72

Double stopping - G major in 6ths



♩ = 92

Double stopping - B major in octaves




Double stopping Bb major scale in 3rds (broken steps) - 1 octave




Scale Bowing Pattern Example

Long tonics. separate & slurred one bow per octave



Arpeggios separate, even and slurred in 3s



Chromatics

Grade 8

Separate and slurred 6 notes to a bow

Dominant 7ths

Grade 8

Separate, even and slurred 4 notes to a bow

Diminished 7ths

Grade 8


Separate and slurred 4 notes to a bow

Alternative to Scales from Memory


The following do not need to be played from memory. For the examination, perform all of the below scales.

♩=92


Eb major scale - 3 octaves



G# harmonic minor scale - 3 octaves



E melodic minor scale - 3 octaves



♩=72

Double stopping - G major in 6ths



♩=92

Double stopping - B major in octaves



Double stopping Bb major scale in 3rds (broken steps) - 2 octaves



♩=68

Dominant 7th in F - 3 octaves



Diminished 7th on E - 3 octaves



♩=76

Ab chromatic scale - 3 octaves




Triplet ♩=112

Eb major arpeggio - 3 octaves



E minor arpeggio - 3 octaves



Duets

(arco)
Andante - EspressivoSelect one of the following two duets
Grade 8 - i) Romantic Dream

The musical score for "Romantic Dream" is written for two violins. It begins in the key of D major (two sharps) and 3/4 time. The first system features a melody in the upper violin with a mezzo-forte (mf) dynamic and a pizzicato accompaniment in the lower violin, also marked mf. The second system continues the melody with mezzo-piano (mp) dynamics and crescendos. The third system introduces a forte (f) dynamic in the upper violin and a mezzo-forte (mf) dynamic in the lower violin, with various articulations like pizzicato and arco. The fourth system shows a mezzo-piano (mp) dynamic with arco playing and crescendos. The fifth system builds to a forte (f) dynamic. The sixth system concludes with a forte (f) dynamic.

Musicianship Duets on the MTB Syllabuses are not acceptable for use as Recital pieces for the same grade. Musicianship Duets are Listening Skills, not another piece and consequently are set at a more straightforward technical level.

Violin Grade Eight

Violin Grade Eight musical score, first system. The music is in treble clef with a key signature of two sharps (F# and C#). The first staff begins with a *dim* (diminuendo) marking and features a series of eighth notes beamed together, followed by a half note. The second staff begins with a *mp* (mezzo-piano) marking and features a series of eighth notes beamed together, followed by a half note. Both staves end with a double bar line.

(arco)
Decisively!

Grade 8 - ii) Contra-punkt

Violin Grade Eight musical score, second system. The music is in treble clef with a key signature of two sharps (F# and C#). The first staff begins with a *f* (forte) marking and features a series of eighth notes beamed together, followed by a half note. The second staff begins with a *f* (forte) marking and features a series of eighth notes beamed together, followed by a half note. Both staves end with a double bar line.

Violin Grade Eight musical score, third system. The music is in treble clef with a key signature of two sharps (F# and C#). The first staff begins with a series of eighth notes beamed together, followed by a half note. The second staff begins with a series of eighth notes beamed together, followed by a half note. Both staves end with a double bar line.

Violin Grade Eight musical score, fourth system. The music is in treble clef with a key signature of two sharps (F# and C#). The first staff begins with a series of eighth notes beamed together, followed by a half note. The second staff begins with a series of eighth notes beamed together, followed by a half note. Both staves end with a double bar line.


Violin Grade Eight musical score, fifth system. The music is in treble clef with a key signature of two sharps (F# and C#). The first staff begins with a series of eighth notes beamed together, followed by a half note. The second staff begins with a series of eighth notes beamed together, followed by a half note. Both staves end with a double bar line.

Violin Grade Eight



A musical score for Violin Grade Eight, consisting of seven systems of two staves each. The music is written in treble and bass clefs. The key signature has one sharp (F#). The score includes various musical notations such as eighth notes, sixteenth notes, and rests. Dynamics include *p* (piano), *cresc* (crescendo), *ff* (fortissimo), *pizz* (pizzicato), and *p subito < f* (piano subito crescendo to forte). The score is a continuous piece of music with no repeat signs.


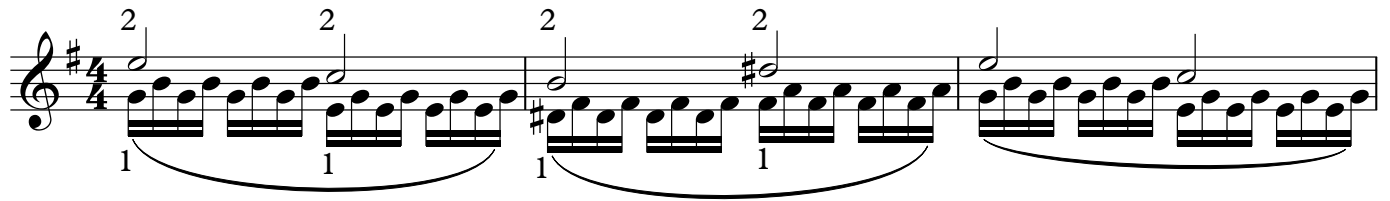
Violin Grade Eight



Violin Grade Eight musical score, featuring two systems of music. The first system consists of two staves. The top staff begins with the instruction "arco" and a dynamic marking of *p* (piano). The bottom staff also begins with "arco" and *p*, followed by a *cresc* (crescendo) marking. The second system also consists of two staves. The top staff features a *ff* (fortissimo) marking. The bottom staff features a *ff* marking. The music is written in treble clef and includes various musical notations such as slurs, ties, and dynamic markings.


Technical Exercises

Exercise 1 ♩=90




Schradiack

Exercise 2 - Up bow spiccato ♩=90



Sevcik

Exercise 3 ♩=68



Dont

Candidates should practise the six clapping exercises below as part of their preparation to take this grade.

For the exam itself, the candidate should perform all six exercises in the order below at the indicated tempi. The candidate part should be clapped and the lower part should be provided using either the MTB Reading Skills recording for this grade, which can be downloaded [here](#), or a metronome (not clapped).

1

$\text{♩} = 244$

candidate

metronome

2

$\text{♩} = 80$

3

$\text{♩} = 104$

Violin Grade Eight

$\text{♩} = 200$

4

Measures 1-4, 7/8 time. Tempo: $\text{♩} = 200$. The first staff (treble clef) has a whole rest in measure 1, followed by eighth and sixteenth notes. The second staff (bass clef) has a continuous eighth-note accompaniment. The piece ends with a double bar line in measure 4.

$\text{♩} = 90$

5

Measures 5-8, 4/4 time. Tempo: $\text{♩} = 90$. The first staff (treble clef) features triplets and quintuplets. The second staff (bass clef) has a continuous eighth-note accompaniment. The piece ends with a double bar line in measure 8.

$\text{♩} = 62$

6

Measures 9-12, 9/4 time. Tempo: $\text{♩} = 62$. The first staff (treble clef) has dotted half notes and eighth notes. The second staff (bass clef) has a continuous dotted half-note accompaniment. The piece ends with a double bar line in measure 12.

Listening Skills

(Aural tests)

[Click here to find Listening Skills recordings in Treble Clef](#)

[Click here to find Listening Skills recordings in Bass Clef](#)

The candidate should practise all the exercises on this sheet with the accompanying Listening Skills recording as part of their preparation for the exam. The exam can be conducted either with the candidate responding to the recording or the teacher can deliver them using this sheet.

Only the teacher should have this sheet in front of them during the exam.

For each test, select either the treble or the bass clef exercises as appropriate to the range of the candidate's voice.

Test 1 - Singing notes from a chord.

I will play a 4 note chord and you will sing back **all** of the notes, starting with the highest.


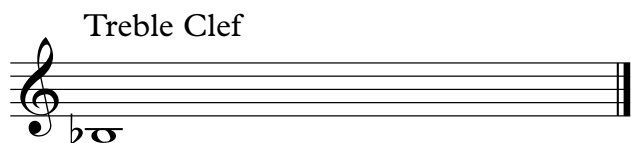
We shall do this for 4 chords.



Test 2 - Scales



I shall ask you to sing a whole tone scale up and down after giving you the starting note.

Then, I shall ask you to sing a melodic minor scale up and down after giving you the same starting note again.



Test 3 - Triads

I shall give you the starting note, and then you shall sing the major, minor, diminished and augmented triads in root position all starting on that same note. The starting note will be given before you sing each of the 4 triads.



Syllabus Guidance

- The teacher is encouraged to speak to the candidate during the exam to put them at ease or to help them understand what is being requested. For more guidance on conducting/taking the exam [click here](#).
- The recording should not be turned off at any point during the exam until all elements of the assessment have been completed. For more recording advice [click here](#).
- For Practical Grades follow the above syllabus requirements. To learn about Performance Grade requirements please [click here](#).
- To learn more about how our exams are marked visit our Marking Criteria Page [here](#).
- Any suitable fingerings may be used for pieces and scales. However, any marked fingerings should be used for the technical exercises.
- Suitable use of vibrato is expected from Grade 5 onwards.

Recital Guidance - Practical & Performance Grades:

- Repeats are optional for MTB Exams, however, they are encouraged as they are often structurally important and can offer opportunities to display greater dynamic and expressive variation.
- All D.C. and D.S. marks should be observed (unless the syllabus specifies otherwise).
- The candidate should introduce each piece they are about to perform by stating its title.
- The teacher may help the candidate tune up before the exam begins. This should be done before starting the recording.
- Recorded accompaniments are acceptable as an alternative to a live accompanist. Make sure it is played on a different device to the one recording the exam.
- The composer's dynamics, phrasing etc should be observed in the pieces. Any editorial markings may be altered to allow for a personal interpretation. Where a piece contains no, or only limited, dynamic and expressive markings, the candidate is encouraged to include their own additional dynamic or expressive elements.
- Where a candidate presents Free Choice repertoire these must be of the correct grade standard. If such pieces fall below the required grade standard then examiners may reflect this in their marking. Free Choice Guidance can be found [here](#).
- Candidates wishing to submit 2 or more pieces with Jazz improvisation may do so as part of our free choice options, these will be marked by a Jazz specialist who will normally specialise in that section of instruments (i.e. Wind, Brass etc).

Technical & Musicianship Guidance - Practical Grades:

- The tempi given for the technical section exercises (scales from memory/technical exercises etc.) are minimum speed requirements.
- There are no unprepared elements in an MTB exam. All Technical and Musicianship elements should be practised by the candidate prior to taking the exam.
- If the Listening Skills fall outside of the candidate's vocal range, they may be transposed. However, all exercises within a test must be transposed by the same interval.
- For the duet option, the teacher part may be performed by the teacher, another pupil or any suitable player on any instrument from the same family (wind/brass/strings etc) with octave transpositions made as necessary. Alternatively, a recording can be used for the teacher part during the exam.
- Duets set in the Musicianship section cannot to be used as recital pieces.