

# MTB Contemporary Drums

## Grade 2 Technical Exercise 1


Flams, triplets, paradiddles. Left handed drummers may wish to reverse the sticking shown. The repeat should be played, 12 bars given in the exam.

♩=70

LR RL LR RL


cont.

R L R L R L R L R L R L



cont.

RL RRL RLL RRL RLL cont.




## Grade 2 Technical Exercise 2

The repeat is to be played in the exam, 8 bars in all. For the repeat on bar 8, a fill is to be played. This should match the character of the piece and given as an ending phrase.

♩=90

Fill 2nd time to finish



## Grade 2 Technical Exercise 3

This is a study demonstrating how the previous groove, Technical Exercise 2 may be transferred onto a whole range of appropriate percussion instruments. A hand drum or djembe type instrument is good for this, alternatively the floor tom of the drum kit may be used.

The following rhythm shown demonstrates the primary parts of the groove but this is only a basic pattern to follow. It is creative and appropriate to use both hands to "Fill in the gaps" and create a hand drum rhythm that can be played along with Technical Exercise 2.

♩=80

Fill on repeat, second time.

